

Scaled data based on original data using  
LM-79-08 Approved Method: Electrical and Photometric Measurements of Solid-  
State Lighting Products

Test Report Prepared for  
Cooper Lighting Solutions  
(formerly Eaton)

Brand: McGRAW-EDISON

Report Number: P386315

Luminaire Tested: **GWC-SA2A-722-U-T3**

Issue Date: 3/3/2020

**Test Information**

Test Method: LM-79-08  
Report Number: P386315  
TEST IS SCALED FROM IESNA LM-79-08 TEST DATA (G2-1903-205-14)  
Test Lab: INNOVATION CENTER  
Issue Date: 3/3/2020  
Manufacturer: COOPER LIGHTING SOLUTIONS (FORMERLY EATON)  
Product Line: MCGRAW-EDISON  
Catalog Number: GWC-SA2A-722-U-T3  
Description: GALLEON WALL LUMINAIRE  
(2) 70 CRI, 2200K, 615mA LIGHTSQUARES WITH 16 LEDS EACH AND TYPE III OPTICS  
Light Source: -  
Ballast/Driver: ELECTRONIC DRIVER

**Summary**

Lumens per Lamp: N/A  
Luminaire Lumens: 7152 lumens  
Efficiency: N/A  
Efficacy: 108.4 lumens/watt  
Luminous Opening: Rectangular (W 1' x L: 0.5' x H: 0')  
IES Classification: Type III - Short  
BUG Rating: B1 - U0 - G2

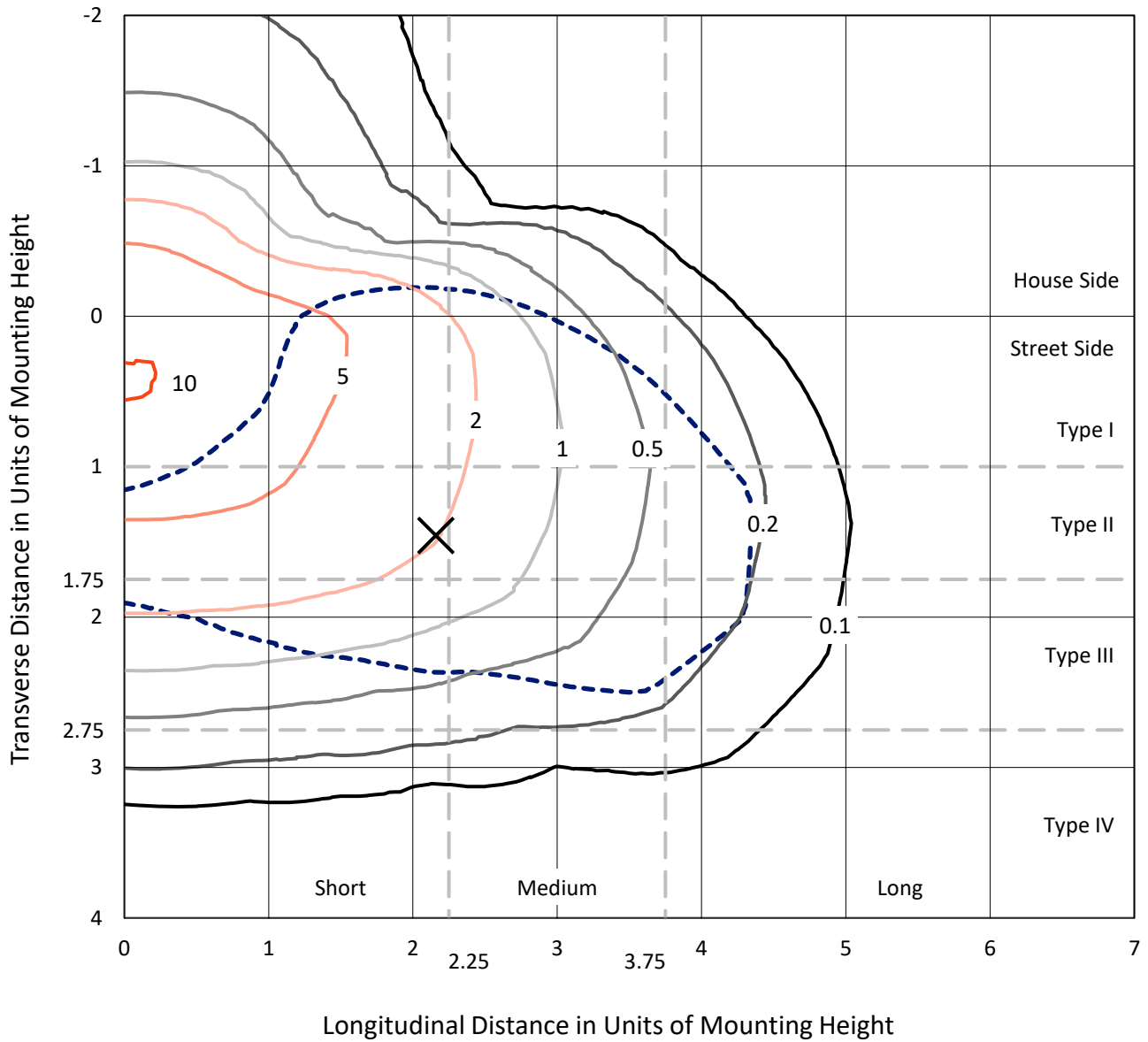
Input Watts (W): 66  
Input Voltage (V): NR  
Input Current (Ain): NR  
Voltage Rise (V): NR  
Power Factor: NR  
Total Harmonic Distortion (THDi): NR  
Frequency (hertz): 60  
Stabilization Time: NR  
Operation Time: NR  
Ambient Temperature (°C): NR  
Test Distance: 24 FT



REPORT NUMBER: P386315  
 CATALOG NUMBER: GWC-SA2A-722-U-T3

### Iso-Footcandle Lines of Horizontal Illumination

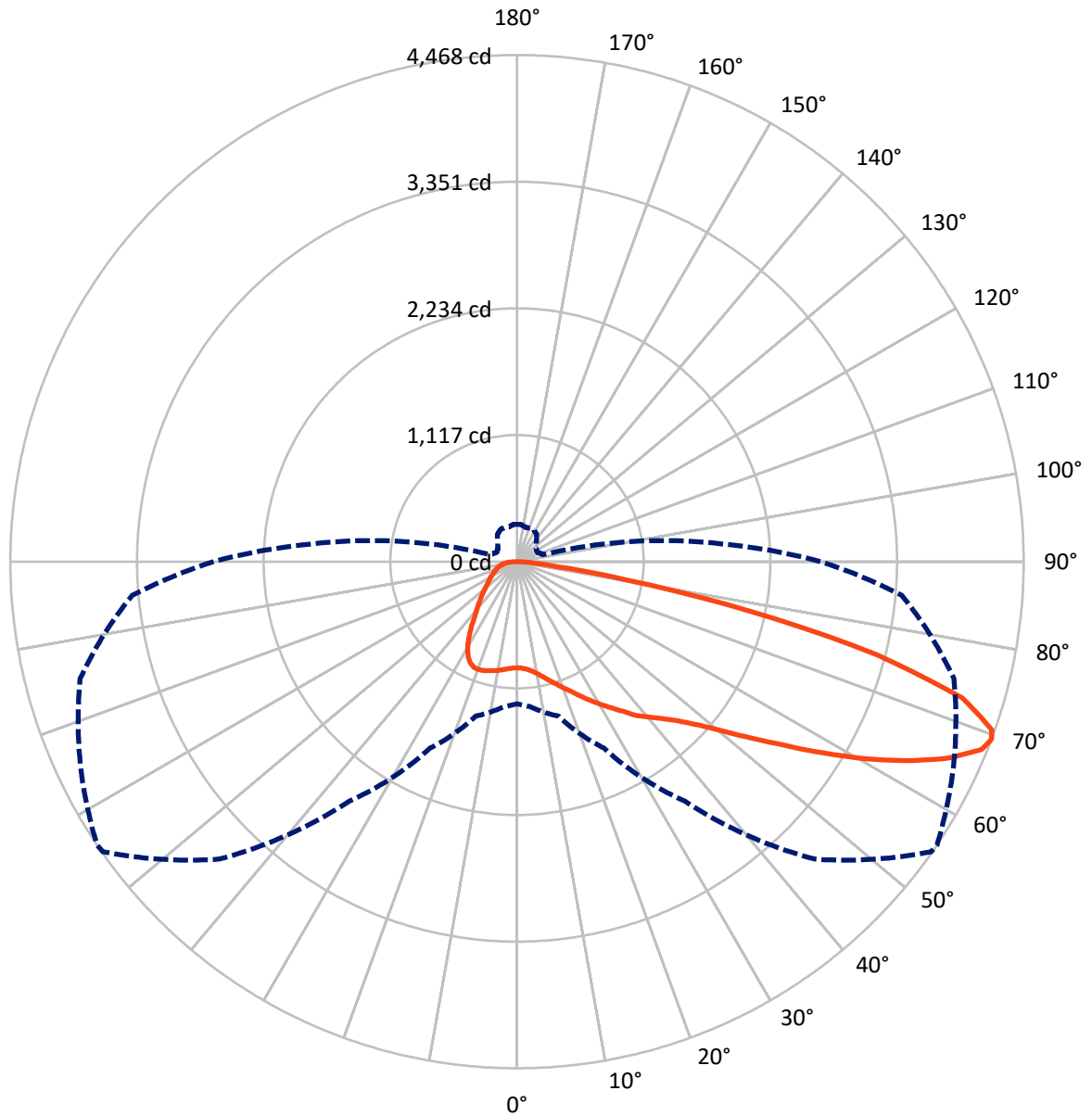
✕ Max cd  
 - - - 1/2 Max cd



Based on 10 foot mounting height. Maximum calculated value = 10.2 fc  
 Type III - Short - N/A

REPORT NUMBER: P386315  
CATALOG NUMBER: GWC-SA2A-722-U-T3

### Luminous Intensity Polar Plot



— Vertical Plane Through 56-Deg Lateral    - - - Horizontal Cone Through 69-Deg Vertical

REPORT NUMBER: P386315

CATALOG NUMBER: GWC-SA2A-722-U-T3

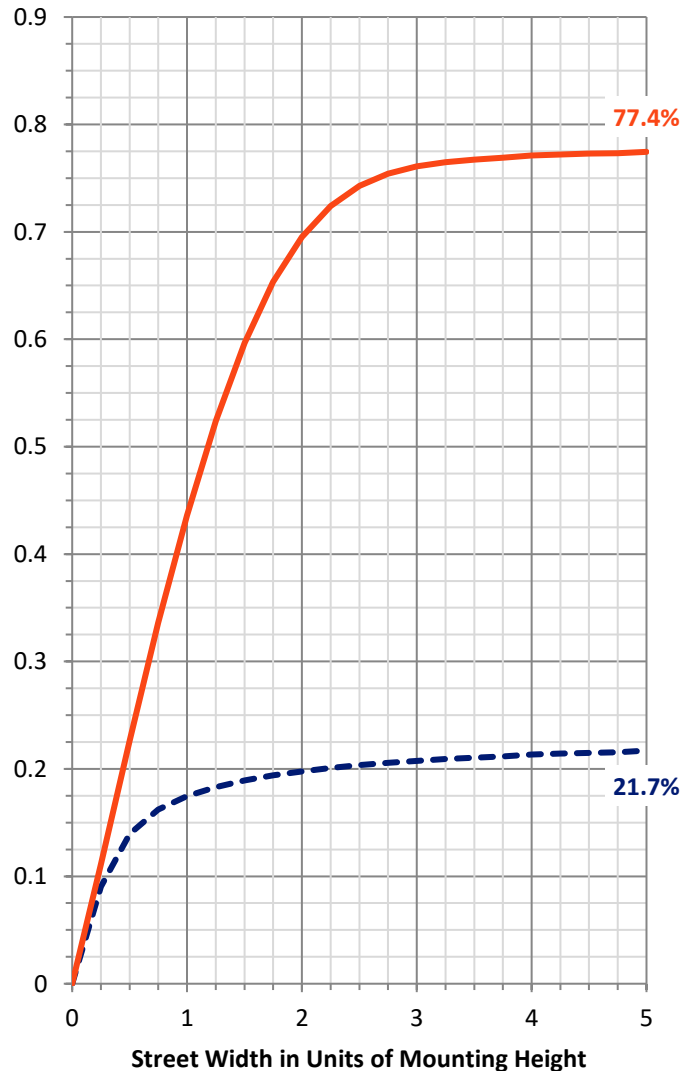
**FLUX DISTRIBUTION:**

		Downward	Upward	Total
<b>House Side</b>	Lumens	1592.7	0.0	1592.7
	% Fixture	22.3	0.0	22.3
<b>Street Side</b>	Lumens	5559.3	0.0	5559.3
	% Fixture	77.7	0.0	77.7
<b>Total</b>	Lumens	7152.0	0.0	7152.0
	% Fixture	100.0	0.0	100.0

**Coefficient of Utilization**

**ZONAL LUMENS:**

Zone	Lumens	% Fixture
0°-10°	91.8	1.3
10°-20°	295.3	4.1
20°-30°	515.5	7.2
30°-40°	740.5	10.4
40°-50°	1024.8	14.3
50°-60°	1501.4	21.0
60°-70°	1830.5	25.6
70°-80°	1012.0	14.2
80°-90°	140.2	2.0
90°-100°	0.0	0.0
100°-110°	0.0	0.0
110°-120°	0.0	0.0
120°-130°	0.0	0.0
130°-140°	0.0	0.0
140°-150°	0.0	0.0
150°-160°	0.0	0.0
160°-170°	0.0	0.0
170°-180°	0.0	0.0
0°-90°	7152.0	100.0
0°-180°	7152.0	100.0



REPORT NUMBER: P386315

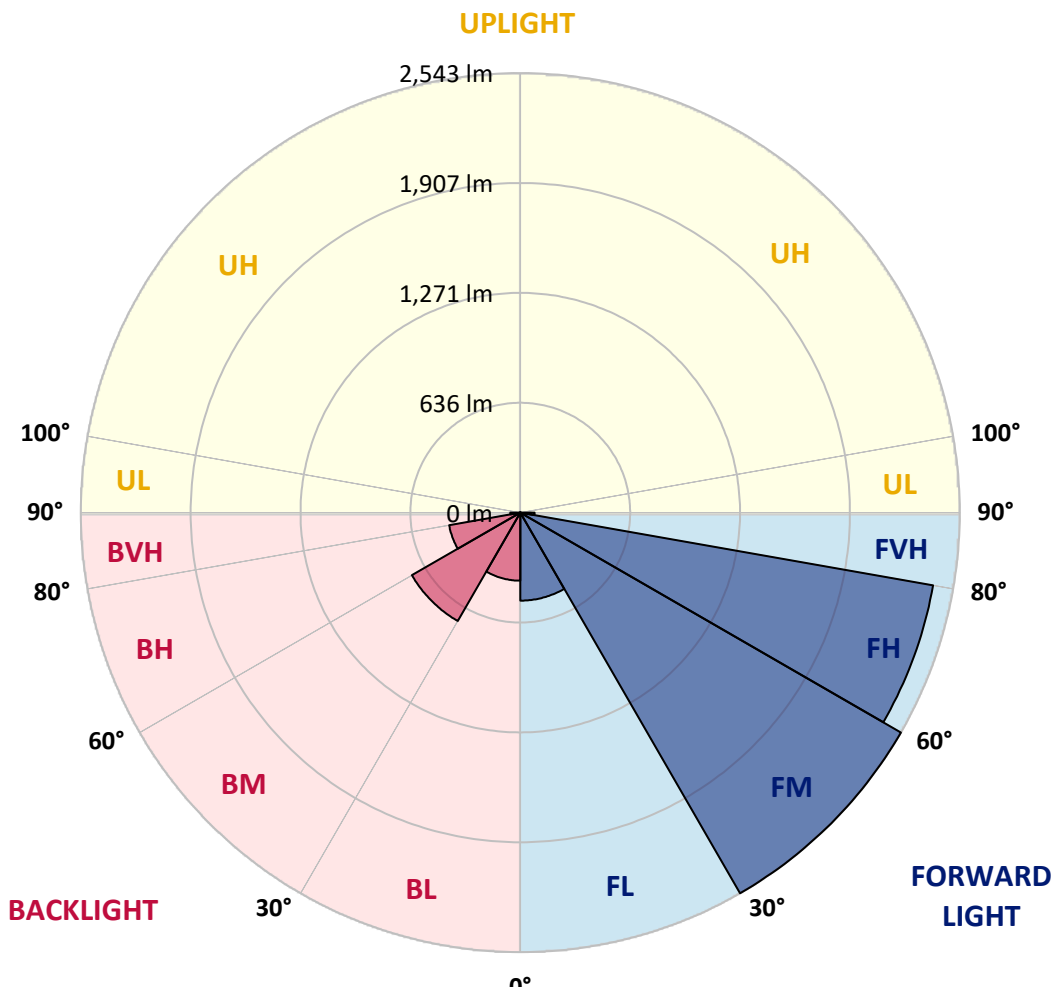
CATALOG NUMBER: GWC-SA2A-722-U-T3

**LUMINAIRE CLASSIFICATION SYSTEM LUMEN TABLE AND BUG RATING:**

Zone	Lumens	% Fixture	Zone Rating/Lumen Limit		
			B	U	G
FL (0°-30°)	509.0	7.1			
FM (30°-60°)	2542.8	35.6			
FH (60°-80°)	2424.9	33.9			G2/5000
FVH (80°-90°)	82.6	1.2			G1/100
BL (0°-30°)	393.6	5.5	B1/500		
BM (30°-60°)	723.9	10.1	B1/1000		
BH (60°-80°)	417.7	5.8	B1/500		G1/500
BVH (80°-90°)	57.6	0.8			G1/100
UL (90°-100°)	0.0	0.0		U0/0	
UH (100°-180°)	0.0	0.0		U0/0	

**BUG Rating: B1-U0-G2**

Type III Short





REPORT NUMBER: P386315

CATALOG NUMBER: GWC-SA2A-722-U-T3

**CANDELA DISTRIBUTION (FULL):**

	0°	5°	15°	25°	35°	45°	55°	56°	65°	75°	85°
0°	935.0	935.0	935.0	935.0	935.0	935.0	935.0	935.0	935.0	935.0	935.0
2.5°	940.9	941.9	941.2	943.1	940.9	942.4	941.2	941.2	940.4	938.2	935.8
5°	955.7	957.7	956.5	958.4	955.7	956.2	954.0	954.0	951.8	947.1	942.2
7.5°	978.9	981.1	980.1	982.1	978.4	978.4	975.4	975.2	970.7	963.1	957.4
10°	1006.5	1009.4	1008.4	1011.4	1008.4	1009.4	1006.5	1006.5	1000.6	989.7	982.6
12.5°	1046.6	1050.3	1047.6	1047.4	1046.1	1048.1	1045.6	1045.1	1039.7	1024.9	1015.1
15°	1100.3	1104.3	1098.6	1098.1	1091.2	1090.5	1090.5	1089.7	1086.3	1068.6	1052.3
17.5°	1162.2	1163.4	1158.5	1150.6	1141.7	1136.1	1135.3	1137.3	1137.3	1116.6	1090.7
20°	1222.8	1225.0	1221.1	1212.2	1200.9	1192.5	1186.6	1190.5	1190.3	1165.6	1128.9
22.5°	1288.8	1294.0	1288.1	1276.7	1263.4	1254.1	1243.7	1247.2	1247.4	1217.1	1166.4
25°	1374.3	1369.6	1365.9	1349.9	1331.0	1321.3	1311.7	1315.2	1314.2	1272.6	1205.1
27.5°	1450.0	1450.9	1446.0	1429.0	1407.1	1385.9	1385.4	1387.6	1383.9	1330.2	1241.5
30°	1537.9	1538.4	1531.5	1516.2	1492.3	1465.0	1458.6	1462.3	1454.4	1384.9	1279.9
32.5°	1625.4	1627.8	1620.2	1601.7	1582.5	1549.2	1536.4	1538.9	1519.2	1440.8	1319.6
35°	1702.0	1705.5	1703.0	1690.7	1669.7	1641.1	1625.9	1624.4	1600.0	1509.3	1372.1
37.5°	1780.1	1783.3	1780.6	1770.2	1761.9	1731.6	1723.4	1723.4	1681.1	1579.3	1438.9
40°	1860.4	1865.4	1862.1	1847.9	1840.7	1826.9	1807.5	1802.8	1756.9	1663.3	1547.8
42.5°	1935.1	1941.5	1954.3	1945.9	1931.4	1933.4	1894.2	1891.7	1858.2	1787.5	1684.5
45°	2041.0	2050.4	2072.1	2065.7	2062.7	2051.9	2005.3	2003.1	1990.3	1954.5	1854.3
47.5°	2156.6	2169.4	2208.6	2209.8	2241.6	2221.1	2157.8	2150.2	2153.1	2154.6	2061.5
50°	2263.0	2277.1	2341.4	2371.7	2446.6	2451.0	2349.7	2342.8	2354.4	2388.4	2302.9
52.5°	2348.0	2365.8	2446.1	2539.7	2668.1	2704.5	2586.0	2580.8	2589.5	2648.1	2575.9
55°	2410.3	2429.6	2517.0	2687.5	2892.5	2956.8	2858.0	2853.1	2858.5	2933.2	2872.8
57.5°	2424.9	2429.6	2556.5	2787.1	3082.0	3236.5	3190.9	3181.0	3154.4	3219.5	3200.5
60°	2356.6	2375.4	2523.9	2822.0	3228.6	3512.2	3538.8	3526.5	3451.8	3505.0	3489.7
62.5°	2218.2	2251.7	2402.5	2768.8	3286.0	3737.4	3880.0	3865.2	3736.6	3771.1	3697.7
65°	1992.0	2006.3	2164.7	2585.3	3213.1	3881.5	4184.3	4176.9	4015.0	3961.1	3736.1
67.5°	1587.4	1614.3	1748.8	2201.7	2914.7	3864.5	4419.6	4418.8	4196.9	4031.5	3599.9
69°	1254.1	1281.9	1410.0	1813.6	2579.1	3709.0	4459.0	4467.6	4248.1	3988.7	3405.2
70°	999.8	1032.1	1120.0	1527.6	2281.2	3504.0	4426.2	4441.8	4238.2	3918.0	3225.6
72.5°	425.5	451.6	514.2	787.4	1390.3	2616.6	4047.1	4105.7	4009.9	3585.8	2665.8
75°	185.8	193.9	222.2	321.0	617.2	1424.1	3170.4	3278.8	3428.6	3031.0	1985.8
77.5°	136.0	139.5	155.0	188.5	276.9	537.8	2038.8	2101.9	2472.7	2205.6	1218.1
80°	105.2	107.7	119.7	138.5	180.8	217.6	929.8	984.0	1390.3	1132.9	507.3
82.5°	83.8	85.5	93.9	102.0	124.9	131.8	308.7	342.5	513.2	312.9	134.3
85°	77.9	79.8	82.8	74.4	80.1	77.4	133.5	139.7	155.0	122.9	56.2
87.5°	35.2	41.6	82.0	57.9	42.6	34.0	54.7	57.2	64.3	64.6	24.9
90°	0.0	0.0	0.0	0.0	0.0	0.0	0.0	0.0	0.0	0.0	0.0



REPORT NUMBER: P386315  
 CATALOG NUMBER: GWC-SA2A-722-U-T3

**CANDELA DISTRIBUTION (continued):**

	90°	95°	105°	115°	125°	135°	145°	155°	165°	175°	180°
0°	935.0	935.0	935.0	935.0	935.0	935.0	935.0	935.0	935.0	935.0	935.0
2.5°	937.2	936.5	937.7	934.8	938.5	938.2	937.0	937.5	939.9	939.7	939.9
5°	942.9	942.4	943.9	941.7	946.1	947.6	947.8	950.0	952.8	953.5	953.5
7.5°	957.2	957.2	957.9	955.0	957.9	957.7	956.5	958.7	961.4	961.6	961.4
10°	981.8	982.1	980.8	973.2	970.7	964.1	957.9	958.2	961.6	964.3	965.1
12.5°	1012.9	1011.9	1006.5	992.4	982.1	968.5	962.1	961.9	965.3	967.5	968.3
15°	1048.4	1045.6	1031.6	1008.7	990.5	977.1	966.8	964.3	962.4	959.9	960.1
17.5°	1081.9	1075.7	1052.3	1020.5	1001.3	983.6	963.6	947.6	936.5	930.1	928.1
20°	1115.9	1103.8	1070.0	1031.6	1007.2	974.9	936.5	904.0	883.8	874.4	872.7
22.5°	1146.9	1127.4	1086.5	1043.2	1002.5	945.9	885.5	838.2	810.1	797.5	798.5
25°	1177.2	1150.1	1103.8	1051.3	978.9	894.6	814.5	756.4	723.9	709.8	709.3
27.5°	1203.8	1173.0	1122.5	1044.7	934.8	821.7	730.5	673.9	646.8	634.7	632.7
30°	1234.4	1201.8	1147.4	1019.3	870.2	737.4	648.5	608.6	589.3	577.3	575.1
32.5°	1271.6	1241.0	1167.8	973.2	787.7	649.5	584.4	556.6	539.1	525.5	523.1
35°	1325.8	1292.8	1173.0	907.2	697.0	580.0	537.4	508.8	485.1	467.6	465.9
37.5°	1393.8	1357.6	1161.2	821.7	609.1	534.9	498.2	463.0	432.2	407.5	403.6
40°	1491.8	1437.1	1128.4	723.1	544.3	500.2	460.0	419.8	381.6	352.8	347.2
42.5°	1609.6	1530.5	1078.2	625.1	496.7	464.9	422.1	372.3	335.8	315.4	312.4
45°	1759.4	1627.6	1008.4	539.3	449.9	429.7	381.2	335.3	312.7	297.6	295.2
47.5°	1930.4	1736.5	935.3	469.6	410.2	396.7	348.4	318.8	300.8	289.0	286.8
50°	2140.6	1859.4	857.7	412.4	370.3	357.0	332.9	309.7	295.4	286.3	284.1
52.5°	2377.6	1998.2	801.7	367.4	337.3	327.7	324.7	304.8	293.2	286.3	284.1
55°	2632.8	2139.3	741.4	329.4	308.7	311.4	319.3	305.3	297.4	289.0	285.8
57.5°	2888.3	2285.2	674.1	297.4	286.0	299.4	315.6	306.3	299.6	291.5	288.5
60°	3090.4	2377.6	569.9	270.5	268.1	286.0	306.7	298.9	290.2	290.5	290.0
62.5°	3184.7	2372.7	454.8	246.6	250.1	268.1	292.5	287.3	280.1	289.7	290.5
65°	3131.8	2254.4	354.0	224.9	230.9	249.3	277.7	281.6	284.1	302.6	305.0
67.5°	2909.5	2024.3	274.2	206.0	213.4	236.5	279.1	306.7	309.9	329.4	329.2
69°	2679.6	1808.4	238.3	196.1	204.7	239.7	298.4	322.8	310.7	331.4	328.4
70°	2487.0	1637.7	219.0	189.5	200.8	245.4	311.2	322.5	307.0	324.7	319.8
72.5°	1915.4	1178.2	185.8	177.1	187.5	234.8	314.9	315.4	298.4	301.8	293.4
75°	1313.7	744.6	162.1	160.4	167.3	211.6	303.0	301.3	275.9	271.0	264.1
77.5°	724.4	378.2	137.7	144.4	149.1	187.5	275.5	273.0	252.0	241.7	239.2
80°	279.4	165.6	116.3	128.4	131.3	162.4	241.5	239.2	221.7	208.4	204.7
82.5°	105.5	86.7	96.1	111.1	110.1	134.0	204.5	203.3	186.3	166.8	160.9
85°	48.8	52.0	76.1	91.7	84.5	99.3	163.6	165.8	145.1	122.0	122.0
87.5°	20.7	29.1	54.0	69.2	56.9	67.0	120.0	114.6	105.2	72.9	68.5
90°	0.0	0.0	0.0	0.0	0.0	0.0	0.0	0.0	0.0	0.0	0.0



Signify Classified - Internal  
Cooper Lighting Solutions Photometric Lab  
1121 Highway 74 South  
Peachtree City, GA 30269

Scaled Data Report



Report Generated By 670245982

Signify Classified - Internal  
Cooper Lighting Solutions Photometric Lab  
1121 Highway 74 South  
Peachtree City, GA 30269

Scaled Data Report



Signify Classified - Internal  
Cooper Lighting Solutions Photometric Lab  
1121 Highway 74 South  
Peachtree City, GA 30269

Scaled Data Report



Signify Classified - Internal  
Cooper Lighting Solutions Photometric Lab  
1121 Highway 74 South  
Peachtree City, GA 30269

Scaled Data Report



Signify Classified - Internal  
Cooper Lighting Solutions Photometric Lab  
1121 Highway 74 South  
Peachtree City, GA 30269

Scaled Data Report



--- HS — SS

Signify Classified - Internal  
Cooper Lighting Solutions Photometric Lab  
1121 Highway 74 South  
Peachtree City, GA 30269

Scaled Data Report



u

Signify Classified - Internal  
Cooper Lighting Solutions Photometric Lab  
1121 Highway 74 South  
Peachtree City, GA 30269

Scaled Data Report



Signify Classified - Internal  
Cooper Lighting Solutions Photometric Lab  
1121 Highway 74 South  
Peachtree City, GA 30269

Scaled Data Report



(END OF REPORT)